



# Year 2 Information Meeting

## **Year 2 Staff**

Mrs Tracy – Assistant Headteacher (Year 2 Lead)

Badger Class – Miss Webb

Fox Class – Mrs Tracy

Squirrel Class – Miss Ayres

Otter Class – Miss Goodman

Hedgehog Class – Miss Colwell

# An introduction to Year 2:

- ▶ We continue to build on the key skills developed in Year 1 to meet the End of Year Expectations.
- ▶ The children will still have the opportunity to access the Wildlife Area every 3 weeks.
- ▶ The children will still have a 25 minute swimming lesson each week
- ▶ Year 2 teach the curriculum through a variety of exciting themes to inspire and develop their key skills
- ▶ We encourage the children to develop their independence with their learning and organisation skills.



# National Curriculum

## English – Reading and Writing

The English Curriculum includes the following areas;

- ▶ Word Reading and Comprehension.
- ▶ Handwriting
- ▶ Composition
- ▶ Vocabulary, Grammar and Punctuation.

# Reading



- ▶ **Read Write Inc:** Children are assessed every half term to ensure they are accessing the correct level of phonics for their ability. However in Year 2 most children will no longer attend a phonic group but will attend a comprehension group.
- ▶ Children will be moved onto a new book band when they are ready and demonstrate both fluency and comprehension. **It is not a race!**
- ▶ You can support your child at home by hearing them read regularly and talking about the book.

# Spelling




- ▶ In Year 2, children receive daily spelling sessions to meet the increased demands of the National Curriculum.
- ▶ They will be assessed regularly on their ability to spell the common exception words.
- ▶ At the end of Year 2 children are expected to know how to spell most of the next set of common exception words. These are included in the “How to support your child at home” pack.
- ▶ You can help your child at home by practising these spellings with them.

## Year 2 Common Exception words

door	both	after	improve	water
floor	old	fast	sure	again
poor	cold	last	sugar	half
because	gold	past	eye	money
find	hold	father	could	Mr
kind	told	class	should	Mrs
mind	every	grass	would	parents
behind	everybody	pass	who	Christmas
child	even	plant	whole	
children	great	path	any	
wild	break	bath	many	
climb	steak	hour	clothes	
most	pretty	move	busy	
only	beautiful	prove	people	

# Handwriting

We teach and encourage children to form their letters in cursive script and develop joined handwriting.



# Spelling, Grammar and Punctuation



- In the 2014 Curriculum there is an emphasis on the children developing their spelling, grammar and punctuation skills also known as SPaG.
- The children will be developing these skills through their Literacy lessons during the week.
- Through Literacy lessons, Read Write Inc. and comprehension lessons the children will have opportunities to develop their knowledge and apply the skills learnt.
- There is a simple '**Grammar Glossary**' outlining the vocabulary Year 2 children are expected to know and use in your pack to take home.



# National Curriculum 2014

## Maths

The Maths Curriculum includes the following areas;

- ▶ Number and Place Value
- ▶ Addition and Subtraction
- ▶ Multiplication and Division
- ▶ Fractions
- ▶ Measurement
- ▶ Properties of Shape
- ▶ Position and Direction
- ▶ Statistics



# Maths



- ▶ Maths is taught using the principles and approaches of Singapore Maths curriculum – *Practical, Pictorial, Abstract*
- ▶ The lessons are supported by Maths – No Problem resources
- ▶ Maths Meetings are carried to ensure consolidation of key skills
- ▶ Mental Maths skills are taught explicitly
- ▶ There are ideas of how to support your child with their Maths skills in your pack

# End of KS1 SATS

- ▶ In Year 2, the children are required to take the end of KS1 SATS in May.

These consist of:

- ❖ 2 Reading comprehension papers
  - ❖ A Maths Arithmetic Paper and a Maths Reasoning Paper
  - ❖ A Spelling paper and a Spelling, Punctuation and Grammar paper
- 
- ▶ The SATS are used to support the teacher assessments at the end of year.
  - ▶ More information about KS1 SATS will be shared in the Spring Term.

# Home Learning



## What will we be doing?

- Sending home a reading book at the appropriate level for your child to read to you.
- Each week allow the children to choose a library book to take home, which you can share and enjoy together.
- Sending home weekly Maths home learning via MyMaths  
<https://www.mymaths.co.uk/>
- Sending home a 'Spelling Menu' organised into a passport. The 'passport' lists spellings that are being focussed on each week in Year 2. Suggestions are given within the passport of fun ways of practising them. On a Friday bring in the passport and some examples of practising the spellings in their home spelling book and they will receive a stamp in the passport.
- Every half term we will send out a 'Home Learning Challenge' linked to the Year 2 theme. These will be open ended suggestions of activities linked to the theme and the children can choose one or more of these, however they may have a different idea they would like to explore and these are welcomed to
- Some children may come home with some different key words to practice for reading or spelling if they are finding them tricky or to support their learning needs
- Keeping you up to date with our learning and ways to help on our weekly newsletters

# Spelling Passport

## My Spelling Rewards

## Spelling Menu

### Autumn 1

### Year 2

Which tasks will you choose?



☐ **Rainbow Write**  
Write your spelling words using multi-coloured pencils.  
**spell**

☐ **Word Search**  
Hide your spelling words inside a word search.

☐ **Collage Letters**  
Cut letters out of magazines and newspapers to make your spelling words.


☐ **Spelling Train**  
Write all of your words in one long spelling train using different coloured pencils.  
**spellwordschoolpencil**


☐ **Let's write....**  
Write some silly sentences using your words. Don't forget your capital letters, full stops and finger spaces!

☐ **ABC order**  
Write your words out in Alphabetical order.

☐ **Fancy Letters**  
Write each of your words using fancy writing. Your letters could be curly or dotty.....

☐ **Pyramid Words**  
Create a spelling pyramid.  
s  
sp  
spe  
spel  
spell

Set 1	Set 2	Set 3	Set 4
all tall ball call always small fall	city cell exercise icy cycle rice mice	spotty runny boggy funny muddy nutty	shiny spicy lazy smoky beautiful pretty
Set 5	Set 6		
bravely quietly gladly kindly loudly happily	sure sugar great break steak plant		



# What would we like you to do?

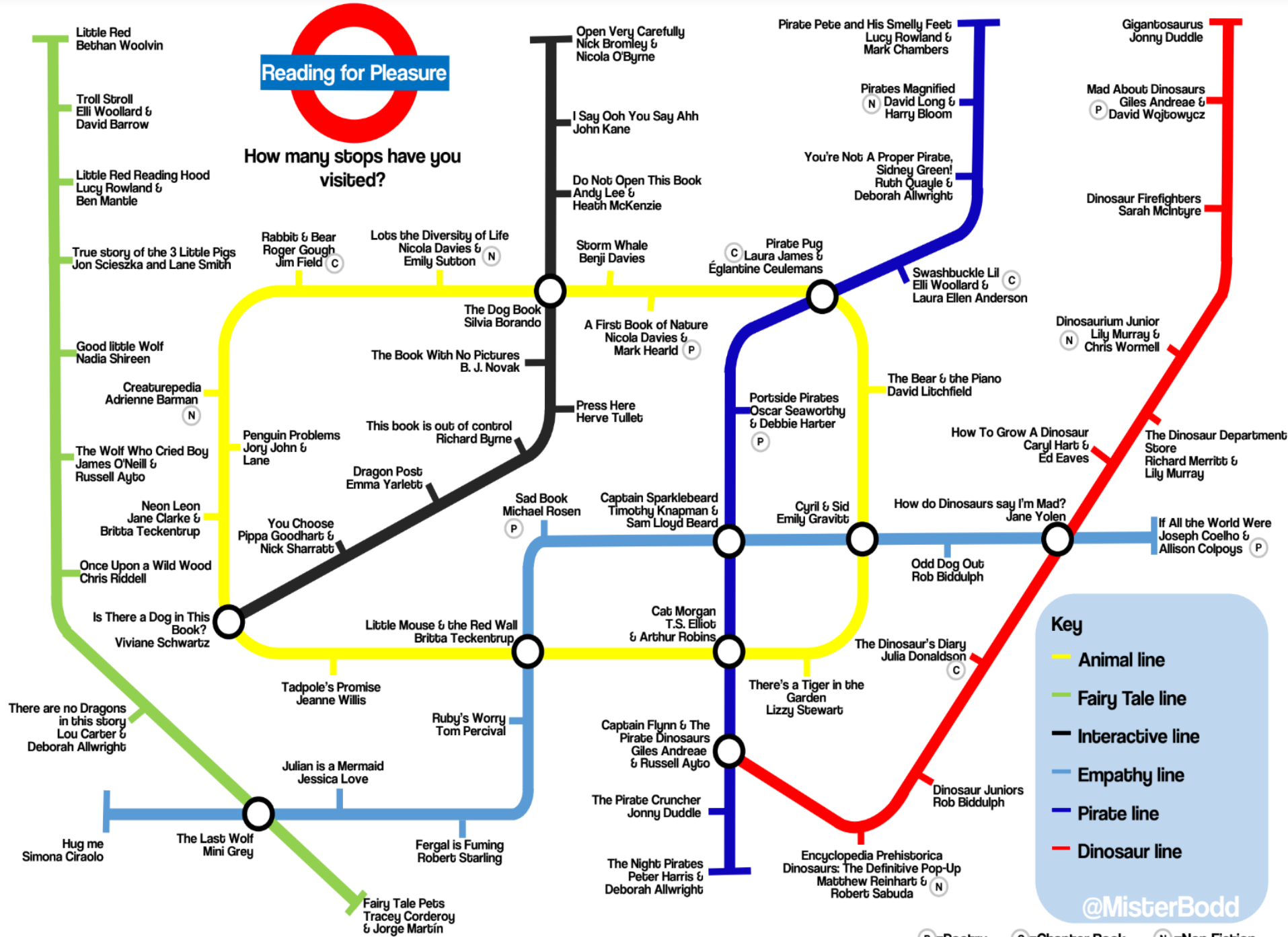
- Try and spend 10 minutes each day listening to your child read and record it in their Reading Record book
- Encourage your child to practise their spelling patterns and key words they are learning that week in class independently to help them achieve their weekly stamps in their passports
- Encourage your child to log in to MyMaths and complete any Maths tasks set
- Support your child with their Mental Maths skills e.g. counting in different patterns, 2x, 10x, 5x, simple adding and subtracting
- If any Home Learning Challenges are completed they can be brought in, displayed and celebrated with the rest of the class
- Enjoy sharing books and playing games together that will support their learning in school





# Reading for Pleasure

How many stops have you visited?



@MisterBodd

(P) = Poetry (C) = Chapter Book (N) = Non-Fiction

# OPEN DOOR

Every Friday we would like to give you the opportunity to come into class with your child after school at 3.10pm until 3.20pm. This is to give your child an opportunity to share anything they have achieved during the week. There will be an opportunity to do this each week if you wish to do.





Thank you for listening.

Do you have any questions?

